

# TILT-A-WAY DCM VERTICAL PIVOT GATE

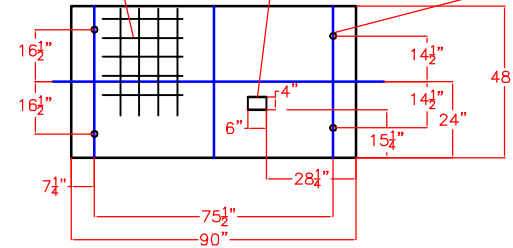
NOTE: STUB IN 120 VAC  
20 AMP SERVICE SUGGESTED MINIMUM  
COPPER WIRE REQUIRED

NOTE: BARRIER STYLE WITHIN DIMENSIONAL  
LIMITS AS PER CUSTOMER SPECIFICATIONS.  
FOR GREATER ROADWAY SPAN INSTALL  
OPPOSING GATES PROVIDE 1" GAP.

REINFORCED  
#4 REBAR AT 6" EA.WAY

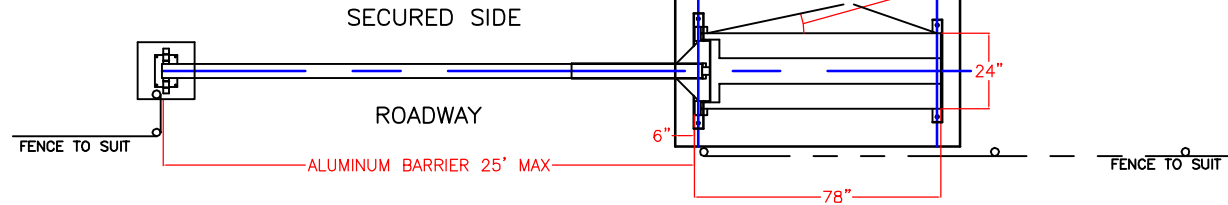
STUB IN POWER &  
CONTROL CONDUIT

DRILL FOUR HOLES AFTER  
PLACING OPERATOR AND  
EPOXY FOUR 3/4 X 12"  
STUDS OR EQUIVALENT  
WITH 1 1/2" PROJECTION



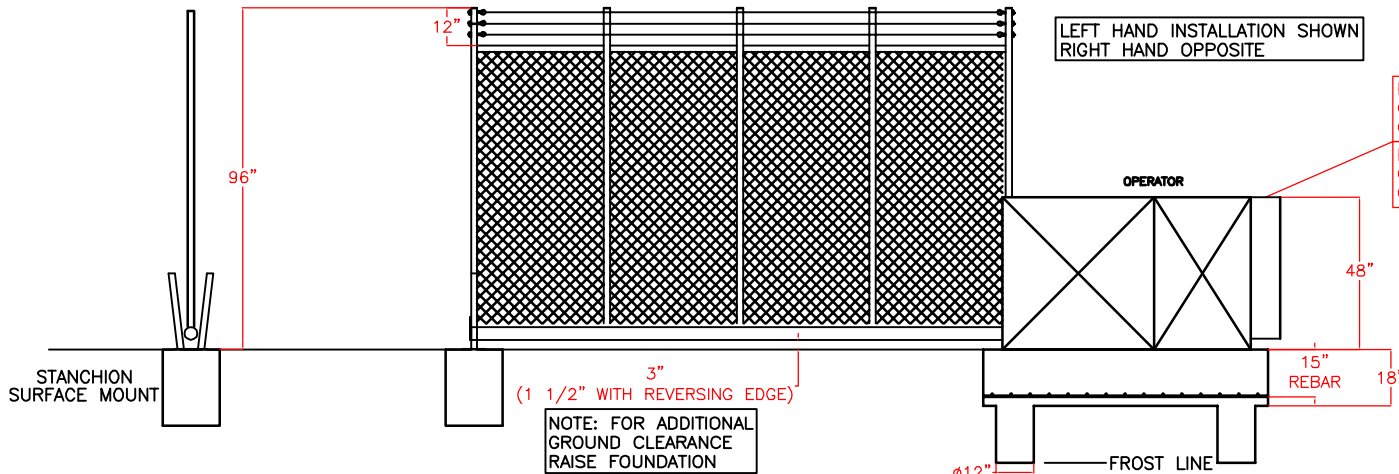
FOUNDATION

PROVIDE 44" MINIMUM  
CLEARANCE FOR  
DOOR SWING



LEFT HAND INSTALLATION SHOWN  
RIGHT HAND OPPOSITE

PROVIDE 8" MINIMUM  
CLEARANCE FOR 7' TALL  
GATE BARRIER GUARD  
PROVIDE 20" MINIMUM  
CLEARANCE FOR 8' TALL  
GATE BARRIER GUARD



NOTE: FOR ADDITIONAL  
GROUND CLEARANCE  
RAISE FOUNDATION

PILINGS DUG TO FROST LINE OR ENTIRE  
CONCRETE PAD DUG TO FROST LINE

IDEAL MFG., INC.  
PHONE (406) 656-4360  
FILE NAME DCM CONCRETE PAD.dwg  
DRAWN 3/21/2014 thenry  
ISSUED 3/21/2014 THH

SIZE	FSCM NO	DWG NO	CONCRETE PAD	REV
A	—			
SCALE	1'0"=1'0"	SHEET		1 - 1