



YOUR
ENTRY
EXPERTS.

HIGH LEVEL SECURITY



TOURLOCK 120A.



THE **COMFORTABLE AND SECURE** REVOLVING DOOR

The Tourlock 120A is the security revolving door of choice when space is limited and there is a need for larger door compartments. This three-wing automated security door is a reliable, comfortable security entry solution that effectively prevents tailgating. The three-wing configuration has an alternating rotation direction and allows traffic to flow in two directions, one direction at a time.



OVERVIEW

The Tourlock 120A is an automated three-wing security revolving door. The three wings provide more space in each segment, giving the authorized user a comfortable experience when traveling through. The Tourlock 120A offers a moderate throughput, as traffic is bidirectional but users must take turns when entering.

PREVENT TAILGATING

By design, the Tourlock 120A prevents tailgating, which is when an unauthorized user tries to follow an authorized user in the trailing compartment. It also comes with other security options to increase the level of security, including integration with biometric devices, laminated safety glass and remote locking via an external control panel.

SIMPLE AND EFFECTIVE

The Tourlock 120A operates in a similar manner to a full height turnstile. While traffic is bidirectional, users must enter one at a time upon valid authorization. A second user wanting to enter must wait for the first authorization and rotation to complete before the door clears and allows the next person to enter.

TOUCHLESS OPTIONS FOR A NEW WORLD

The Tourlock 120A integrates with a large variety of secondary security technologies, including access control devices, biometric authorization systems and elevator destination dispatch. Many biometric and credential authorization systems available today do not require physical contact, creating a completely touchless entry experience through the Tourlock into a facility.

KEY FEATURES

- Tailgating prevention by design
- Seamless integration with access control and biometric devices
- Onboard user communication system
- Supports alternating, bi-directional traffic
- Premium quality materials

KEY BENEFITS

- Handles moderate building throughput
- Elevated look over full height turnstile models that operate in the same manner


PART OF THE BIGGER PICTURE

Boon Edam products form part of the overall security of a facility, especially when we are talking about the introduction of high-level security in the form of security doors. The Tourlock 120A provides the vehicle to integrate an array of modern and technologically advanced devices to mitigate risk. We work closely with suppliers of devices such as card readers, barcode scanners, keypads, video surveillance, etc., and have spent years building good relationships to help our customers get even more out of their Boon Edam entrance solutions.

SUGGESTED SEGMENTS

- Class A Office Buildings
- Financial
- Technology
- Data centers
- Petrochemical
- Government / military

You can level up in any of these categories:



LEVEL UP



If our standard specifications do not quite suit your needs, we open up opportunities for you to 'Level Up' where it counts most. You can also do this according to your most motivating value driver.

The specification table shows you our standard product options, and to the right of these, you can easily see, and consider, any compatible 'Level Up' options for fine-tuning the Tourlock 120A.

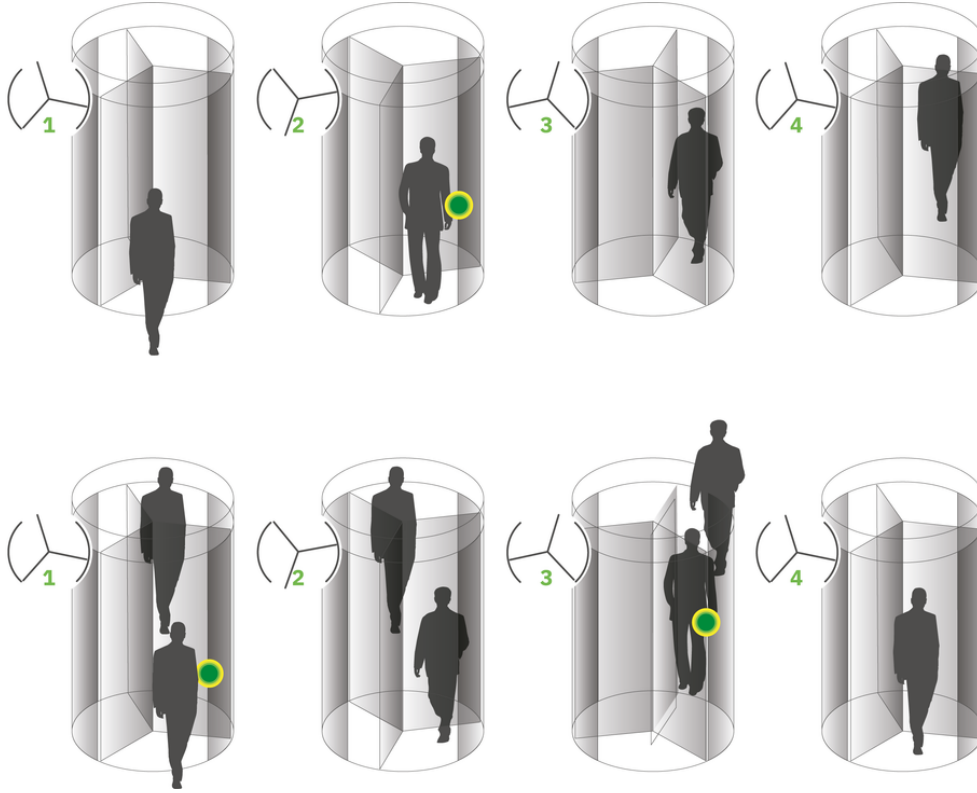


TECHNICAL SPECIFICATIONS

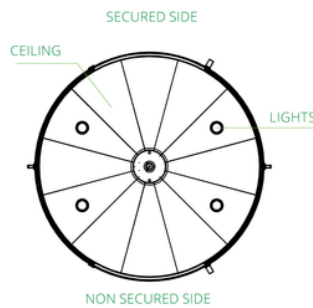
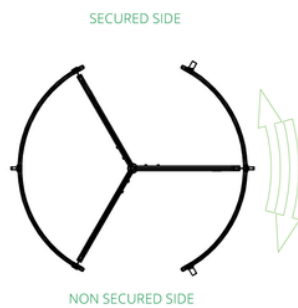
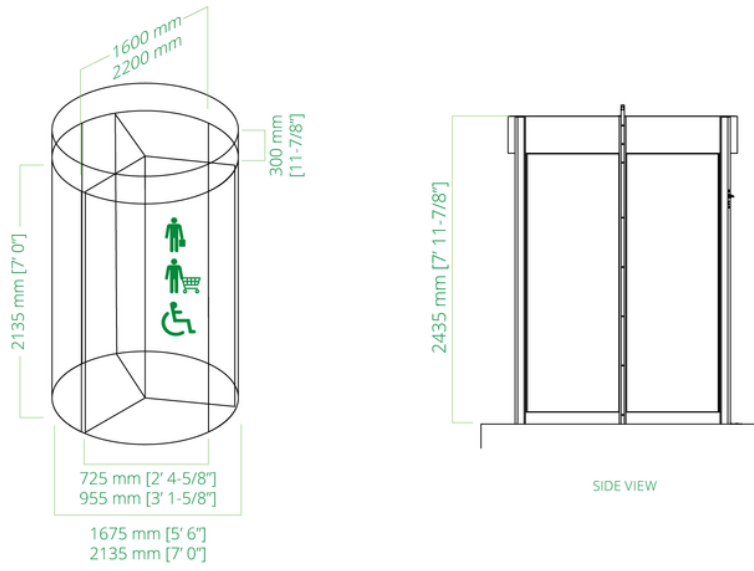
 THROUGHPUT	STANDARD	LEVEL UP OPTIONS
Throughput	15-20 People / minute in one direction	
Diameter	5' 6" / 1675 mm	7' 0" / 2135 mm
Height	7' 11-7/8" / 2435 mm	
Canopy Height	11-7/8" / 300 mm	
Throat Opening	2' 4-5/8" / 725 mm	3' 1-5/8" / 955 mm
Number of Door Wings	3	
Flow	Bi-directional, one direction at a time (sequential)	One-way only
 SECURITY	STANDARD	LEVEL UP OPTIONS
Tailgating Prevention	Door rotates 120 degrees, preventing tailgating in next compartment	
Night Locking	Electric shaft locking prevents unauthorized access	Mechanical slide-bolt locks on doors, External sliding lockable doorset
 SAFETY	STANDARD	LEVEL UP OPTIONS
Emergency Egress	Collapsible doorset	
Operation in Case of Power Failure	Fail safe	Door remains locked to maintain security
Operation in Case of Fire Alarm	Fail safe	UPS battery backup for 15 minutes
Anti-Entrapment	"Push to Reverse" button enables user to escape compartment	
 AESTHETICS	STANDARD	LEVEL UP OPTIONS
Material	Anodized aluminum	Custom painted color, stainless steel cladding
Glass Panels	1/4" Clear tempered safety glass	7/16" Laminated safety glass
Wrapping / Branding	-	Glass decals
 TECHNOLOGY	STANDARD	LEVEL UP OPTIONS
Power Supply	110 - 240 V, 50 - 60 Hz	INTEGRATION OPPORTUNITIES: <ul style="list-style-type: none"> • BoonTouch External Control Panel • Card and tag readers • Touchless entry via facial and iris recognition, and other biometric devices
Operating Power	100W	
Operating Temperature	-4°F to +122°F	
Weight	900 kg / 1900 lbs	
Access Control	Dry contacts for virtually any access control system	
 COMFORT	STANDARD	LEVEL UP OPTIONS
Lighting	LED ceiling lights	
User Communication	Voice module and red/green indicator lights	

6

WORKING PRINCIPLE



TECHNICAL DIMENSIONS





SERVICE AND MAINTENANCE

With hundreds or thousands of visitors passing through an entry every day, continued and reliable operation is vital. Regular service and maintenance can prevent unexpected hardware breakdowns. Boon Edam's service and maintenance teams across the world are experienced in the effects the local conditions have on the wear and tear of your entry solutions and can offer specialized service and maintenance contracts that correspond to those conditions perfectly.

COMPLIANCE

Boon Edam security entrances are trusted solutions that allow organizations to meet compliance regulations related to restricting access to areas within a building. We take compliance and safety very seriously and ensure that our products are manufactured, installed and maintained to keep up the strict criteria required in all our countries. We are always improving and always committed to making sure our products are compliant and certified. More information can be found on our website under 'About Us'.



OUR REACH IS GLOBAL.

We have been in business for more than 140 years, manufacturing premium aesthetic and security entrance solutions in the Netherlands, United States of America and China. We can confidently say that we cover every corner of the globe with subsidiary companies in major cities across the globe. Furthermore our global export division not only partner with our distributors but also offer direct sales and service to every territory. This wide net allows us to have a strong global footprint as well as a personal grasp of local markets and their unique entry requirements.

To find your closest Boon Edam expert, please go to:
www.boonedam.us/contact



Boon Edam Inc.
T 910 814 3800
E sales@boonedam.us
I www.boonedam.us


BOON EDAM
YOUR ENTRY EXPERTS.