



YOUR
ENTRY
EXPERTS.

HIGH LEVEL SECURITY



TOURLOCK 120S.



THE **ONE-WAY** SECURITY DOOR **FOR EXIT ONLY**

The Tourlock 120S is a one-way, automatic security revolving door ideal for applications where a high-capacity, exit-only solution is needed in, for example, airport terminals and court houses. This automatic 3-wing door is available in virtually every color or finish to match modern or traditional surroundings.



OVERVIEW

The Tourlock 120S is an automated three-wing security revolving door ideal for public use. The three wings provide more space in each segment, giving the authorized user a comfortable experience when traveling through. The Tourlock 120S offers a moderate throughput level, supporting traffic in one direction only.

PREVENTS RE-ENTRY THROUGH DOOR

This door is used for one-way traffic only. Once a user has passed through the door, if they turn around and try to re-enter the door they will step onto a contact mat and the door will stop rotating and issue an audible message instructing them to exit the door. The Tourlock 120A should be monitored by guard staff to address anyone using the door improperly. The door is outfitted with a number of automatic door safety features, including adjustable speed settings, a "push to slow" button and an "emergency stop" button.

SIMPLE AND EFFECTIVE

The Tourlock 120S is used by the general public for one-way exit scenarios, like in courtrooms, airport terminals and concourses, museums and recreational facilities. Like all automatic revolving doors, rotation is activated when someone approaches the throat opening of the door. The door requires no contact from users in order to operate normally.

TOUCHLESS OPTIONS FOR A NEW WORLD

The Tourlock 120S is a fully automatic revolving door and therefore supports creating a fully touchless experience for users in a facility.

KEY FEATURES

- One-way exit rotation prevents re-entry through use of contact mat and sensors
- Onboard user communication system
- Premium quality materials
- Energy-saving benefits through "always open, always closed" operation

KEY BENEFITS

- Handles moderate building throughput
- Supports security staff
- Elevated aesthetic fits into building design


PART OF THE BIGGER PICTURE

Boon Edam products form part of the overall security of a facility, especially when we are talking about the introduction of high-level security in the form of security doors. The Tourlock 120S can be integrated with an array of modern and technologically advanced devices to mitigate risk. We work closely with suppliers of devices such as card readers, barcode scanners, keypads, video surveillance, etc., and have spent years building good relationships to help our customers get even more out of their Boon Edam entrance solutions.

SUGGESTED SEGMENTS

- Airports
- Courtrooms
- Museums
- Recreational facilities
- Class A office buildings
- Financial
- Technology
- Government / military

You can level up in any of these categories:



LEVEL UP



If our standard specifications do not quite suit your needs, we open up opportunities for you to 'Level Up' where it counts most. You can also do this according to your most motivating value driver.

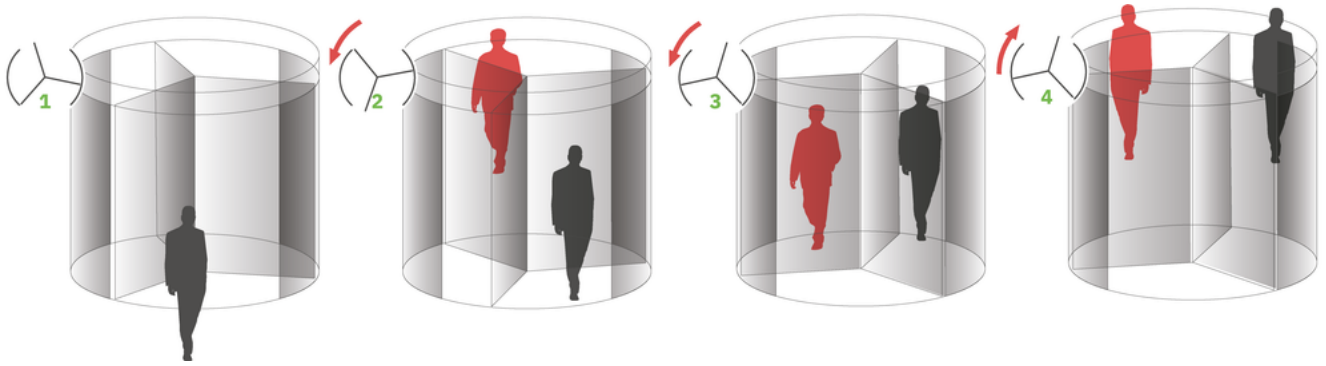
The specification table shows you our standard product options, and to the right of these, you can easily see, and consider, any compatible 'Level Up' options for fine-tuning the Tourlock 120S.



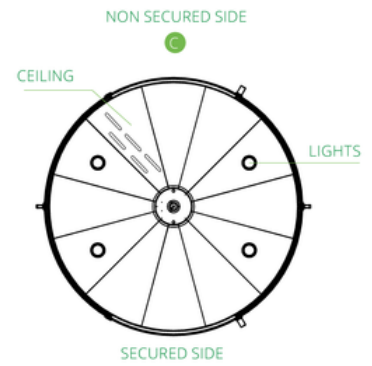
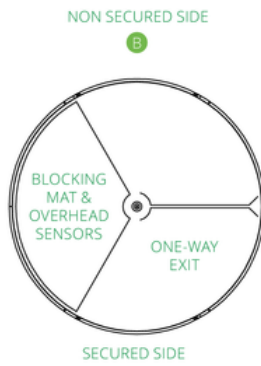
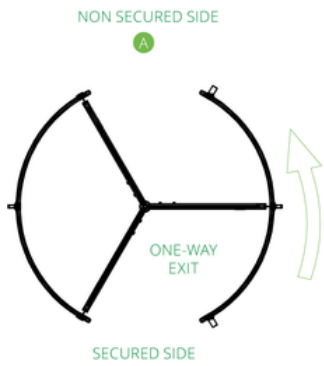
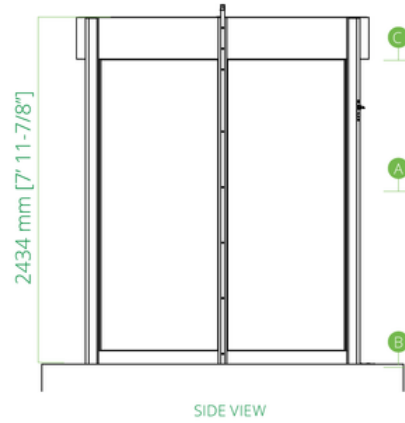
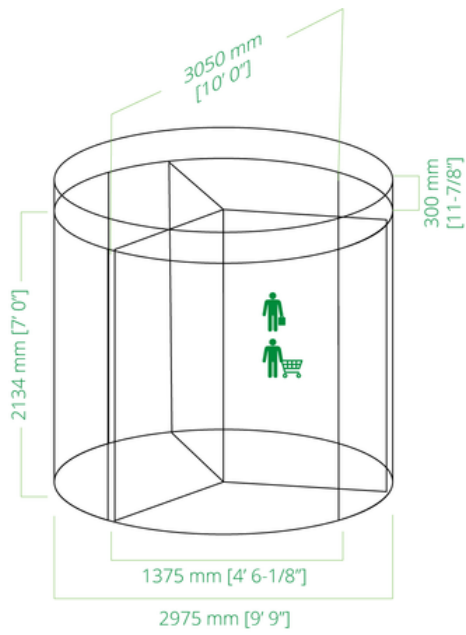
TECHNICAL SPECIFICATIONS

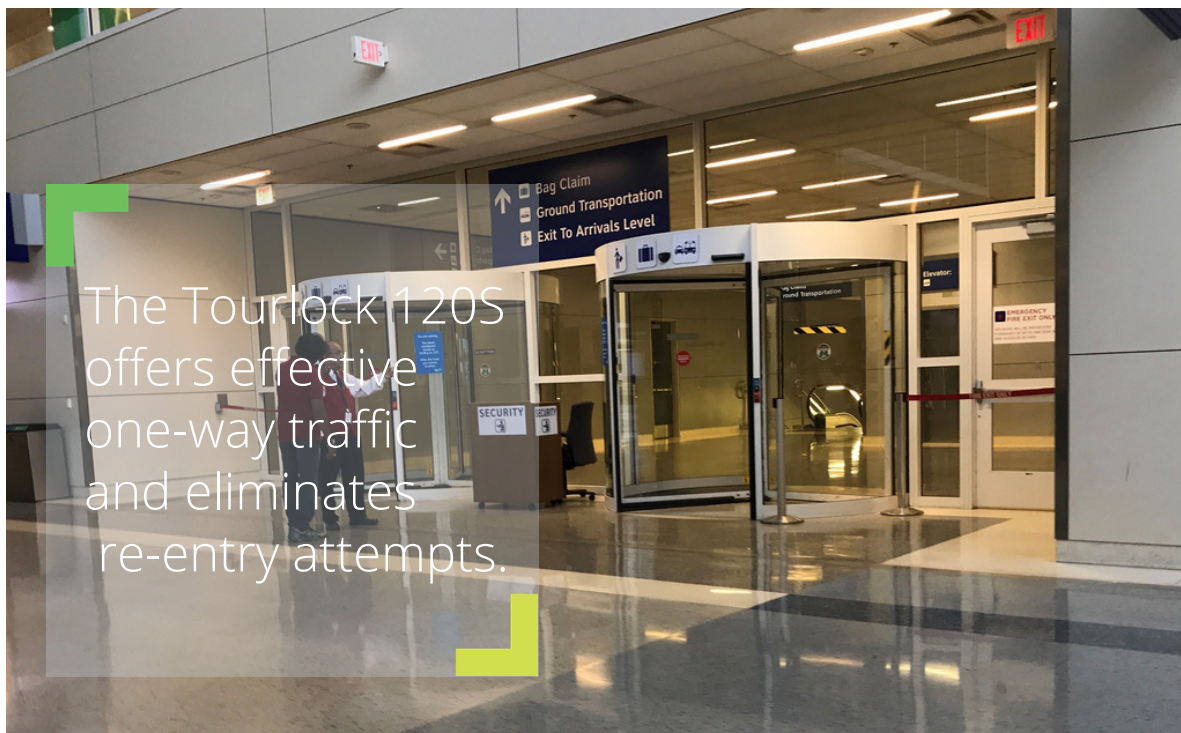
 THROUGHPUT	STANDARD	LEVEL UP OPTIONS
Throughput	15-20 People per minute in one direction	
Diameter	9' 9" / 2975 mm	
Height	7' 11-7/8" / 2435 mm	
Canopy Height	11-7/8" / 300 mm	
Throat Opening	4' 6-1/8" / 1375 mm	
Number of Door Wings	3	
Flow	One-way only	
 SECURITY	STANDARD	LEVEL UP OPTIONS
Prevents Re-Entry	Contact mat and overhead sensors prevent entry in the wrong direction	
Night Locking	Electric shaft locking prevents unauthorized access after-hours	Mechanical slide-bolt locks on doors, External sliding lockable doorset
 SAFETY	STANDARD	LEVEL UP OPTIONS
Emergency Egress	Collapsible doorset	
Operation in Case of Power Failure	Fail safe - door can be manually operated	
Operation in Case of Fire Alarm	Fail safe - door can be manually operated and collapsed for egress	UPS battery backup for 15 minutes
Slow / Stop Function Buttons	Users can press buttons to slow or stop the door as necessary	
ANSI-Compliant Sensors	Various door sensors proactively slow or stop rotation of the door as necessary	
 AESTHETICS	STANDARD	LEVEL UP OPTIONS
Material	Anodized aluminum	Custom painted color, stainless steel cladding
Glass Panels	1/4" Clear tempered safety glass	7/16" Laminated safety glass
Signage	ANSI-compliant automatic door decals	Custom instructional decals
 TECHNOLOGY	STANDARD	LEVEL UP OPTIONS
Power Supply	110 VAC, 50 - 60 Hz	
Operating Power	250W	
Operating Temperature	-4°F to +122°F	
 COMFORT	STANDARD	LEVEL UP OPTIONS
Lighting	LED ceiling lights	
User Communication	Voice module for user commands	

WORKING PRINCIPLE



TECHNICAL DIMENSIONS





The Tourlock 120S offers effective one-way traffic and eliminates re-entry attempts.

SERVICE AND MAINTENANCE

With hundreds or thousands of visitors passing through an entry every day, continued and reliable operation is vital. Regular service and maintenance can prevent unexpected hardware breakdowns. Boon Edam's service and maintenance teams across the world are experienced in the effects the local conditions have on the wear and tear of your entry solutions and can offer specialized service and maintenance contracts that correspond to those conditions perfectly.

COMPLIANCE

Boon Edam security entrances are trusted solutions that allow organizations to meet compliance regulations related to restricting access to areas within a building. We take compliance and safety very seriously and ensure that our products are manufactured, installed and maintained to keep up the strict criteria required in all our countries. We are always improving and always committed to making sure our products are compliant and certified. More information can be found on our website under 'About Us'.



OUR REACH IS GLOBAL.

We have been in business for more than 140 years, manufacturing premium aesthetic and security entrance solutions in the Netherlands, United States of America and China. We can confidently say that we cover every corner of the globe with subsidiary companies in major cities across the globe. Furthermore our global export division not only partner with our distributors but also offer direct sales and service to every territory. This wide net allows us to have a strong global footprint as well as a personal grasp of local markets and their unique entry requirements.

To find your closest Boon Edam expert, please go to:

www.boonedam.us/contact



Boon Edam Inc.

T 910 814 3800

E sales@boonedam.us

I www.boonedam.us


BOON EDAM
YOUR **ENTRY** EXPERTS.