

# High Security Barriers



**AS** **AUTOMATIC**  
SYSTEMS

vehicle

Access controlled...  
Future secured

## **BLG76**



Maximum free passage 15'-10" (5 m)



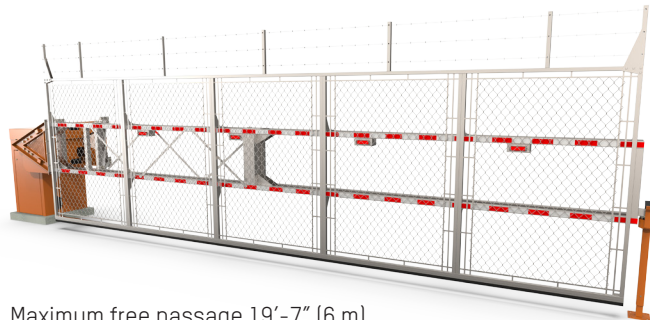
The BLG Series is able to close off access to secure sites and restrict both vehicle and pedestrian traffic. These gates are designed for intensive use, can function in a great variety of climatic conditions and are highly reliable.

### ▲ SECURITY & SAFETY

- Reinforced housing and chain link fence to dissuade fraudulent entries
- Mechanical locking of the arm in open and closed positions
- Opening cycle between 7 and 10 seconds
- ETL Listed to UL325 standards to ensure maximum user safety



## **BLG77**



Maximum free passage 19'-7" (6 m)



### ▲ AESTHETICS & CUSTOMIZATION

- Non-Standard RAL colors (option)
- Ornamental fencing (option for BLG77)
- Different heights and lengths available
- Electro magnetic tip support to prevent fraudulent entries

### ▲ ADAPTABILITY & FLEXIBILITY

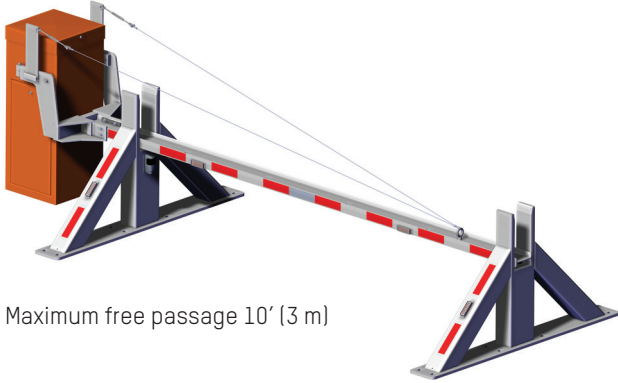
- Efficient control of vehicle access
- Closing of wide openings (master/slave configuration)
- Very small footprint

### ▲ RELIABILITY & PERFORMANCE

- Designed for intensive use (more than 1,000 passages a day)
- Consistent performance in all climatic conditions (down to -49°F [-45°C])
- Faster than a sliding gate system (between 7 and 10 seconds)
- High reliability
- Offers both security and high vehicle flow
- Measured MCBF (Mean Cycles Between Failures)
- Smooth movement for prolonged equipment life



# BL 43 HD



Maximum free passage 10' (3 m)

These heavy duty rising barrier gates can be used to control the perimeter of high security sites, such as military installations and courthouses. Non standard product for high security specialty applications.

## ▲ SECURITY & SAFETY

- I-Beam central arm for impenetrable access control
- Safety detection photocells for increased user safety
- Anti-vandalism
- Audible alarm
- Reinforced arm support

# BL 53 HD



Maximum free passage 20' (6 m)

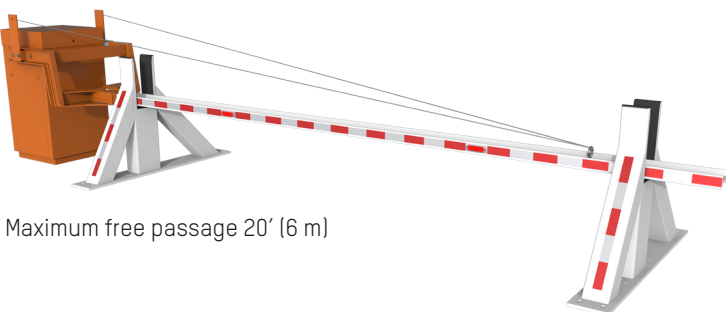
## ▲ AESTHETICS & CUSTOMIZATION

- Non-Standard RAL colors available (option)
- Reinforced plate at extremity to prevent forced entry (BL53HD model)

## ▲ ADAPTABILITY & FLEXIBILITY

- Different arm designs (optional)
- Completely enclosed operator

# BL 77 HD



Maximum free passage 20' (6 m)

## ▲ RELIABILITY & PERFORMANCE

- Measured MCBF (Mean Cycles Between Failures)
- Impact simulation

## ▲ OPTIONS

### CONTROL

- Photocell
- Laser




### SAFETY EDGE (included with BLG76 & BLG77)

- Increased safety feature for enhanced user protection
- Automatically reverses upon contact

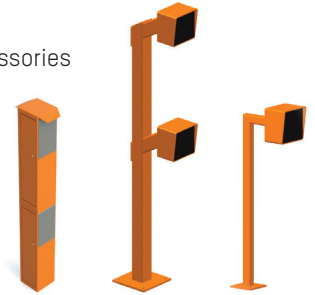


### ORNAMENTAL FENCE (BLG77 option)



### PEDESTAL

- Post for integration of accessories
- Car, truck or dual height
- Ideal for rising barriers



### COMMAND

- Remote control



### DETECTION

- Loop detector



### TRAFFIC LIGHTS

- Installed on stand alone post or affixed to the operator



**AS** AUTOMATIC  
SYSTEMS

1-800-263-6548

[www.automatic-systems.com](http://www.automatic-systems.com)