

# Extra-long Security Barriers



vehicle

**AS** AUTOMATIC  
SYSTEMS

Access controlled...  
Future secured

## BL40



Up to 26' (8 m)



The BL4x series offers extra-long security barriers to close off wide lanes.


These robust barriers can be fitted with many accessories.

One barrier... many different applications.

## BL41



Up to 39' (12 m)



### ▲ SECURITY & SAFETY

- Automatic opening in case of power failure
- Vandalism Resistant
- Tip supports (electromagnetic, electronic locking, anti-vandalism...)
- Automatic lifting of arm or locking of arm (optional)

## BL43



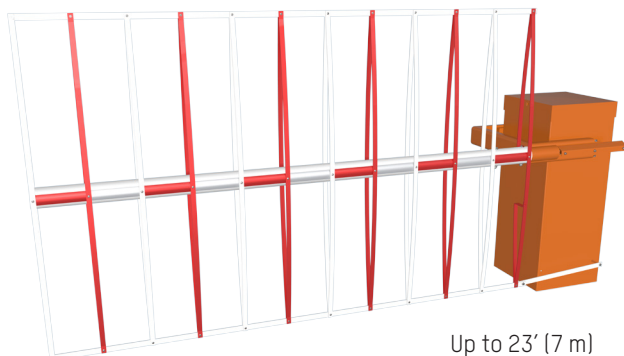
Up to 19'-7" (6 m)



### ▲ AESTHETICS & CUSTOMIZATION

- Push button boxes
- Transmitter/receiver remote control
- Lighting for arm or housing
- Traffic lights
- Customized colors

## BL46



Up to 23' (7 m)

### ▲ ADAPTABILITY & FLEXIBILITY

- Easy installation
- AS1620 Logic board
- IP capable

### ▲ RELIABILITY & PERFORMANCE

- Fast, fluid movement
- Strong torque allows the boom to rise, whether it be very long, heavy or equipped with many accessories
- Products adapted for intensive use
- Robust housing, designed to protect the components
- Operation in temperatures as low as -31°F (-35°C)



## ▲ OPTIONS

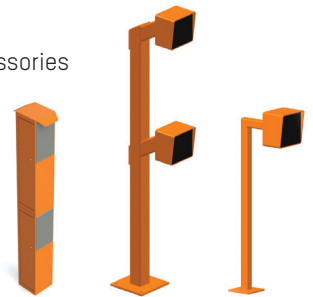
### CONTROL

- Photocell
- Laser




### PEDESTAL

- Post for integration of accessories
- Car, truck or dual height
- Ideal for rising barriers



### ARM LIGHTING

- Bright, long lasting LED panels
- Ideal for enhanced safety and security at night




### COMMAND

- Remote control



### TIP SUPPORTS

- To support barrier arms
- To reinforce the security level



### DETECTION

- Loop detector



### PROTECTION

- Rotating base

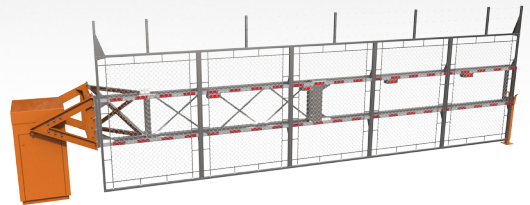





### TRAFFIC LIGHTS



### SAFETY EDGE





▲ ADDITIONAL PRODUCTS AVAILABLE



---

**AUTOMATIC**  
**SYSTEMS**

Access controlled...  
Future secured

1-800-263-6548

[www.automatic-systems.com](http://www.automatic-systems.com)