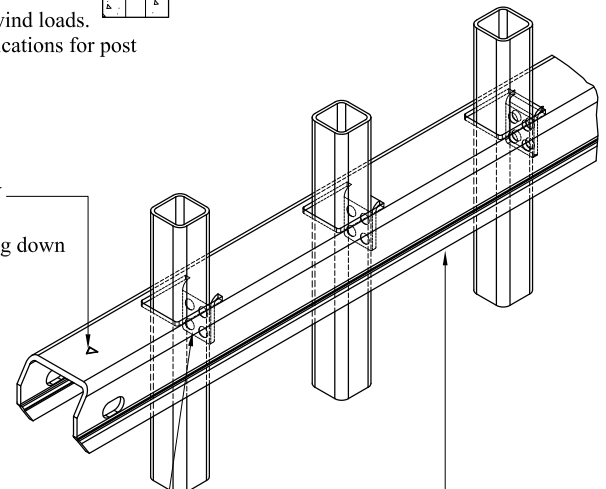


NOTES:

- 1.) Post size depends on fence height and wind loads.
See MONTAGE INDUSTRIAL™ specifications for post sizing chart and dimensions.
- 2.) Third & Fourth rail optional.
- 3.) Available in Flush Bottom.

RAKING DIRECTIONAL ARROW

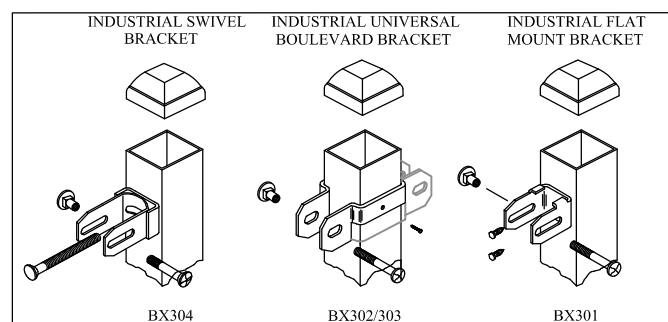
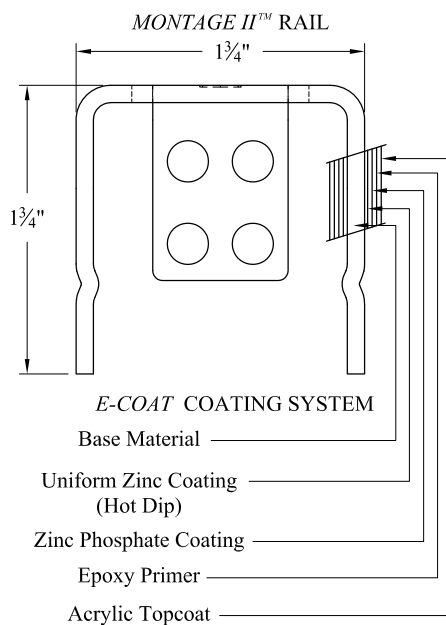
Welded panel can be raked 30" over 8' with arrow pointing down grade.



PROFUSION™ WELDING PROCESS

No exposed welds,
Good Neighbor profile - Same appearance on both sides

MONTAGE II™ RAIL
Specially formed high strength architectural shape.



HEAVY INDUSTRIAL STRENGTH WELDED STEEL PANEL PRE-ASSEMBLED

Values shown are nominal and not to be used for installation purposes. See product specification for installation requirements.

2RMISO

Title: **MONTAGE INDUSTRIAL MAJESTIC 2 3/4-RAIL**

DR: CI SH . 1 of 1 SCALE: DO NOT SCALE

CK: ME Date 6/28/10 REV: b



AMERISTAR®

1555 N. Mingo
Tulsa, OK 74116
1-888-333-3422
www.ameristarfence.com