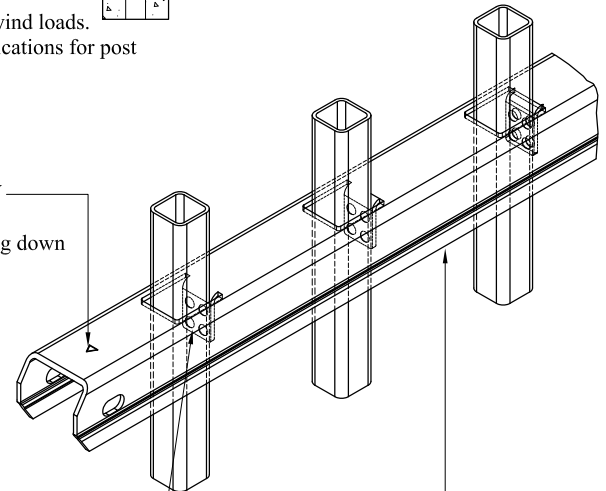


NOTES:

- 1.) Post size depends on fence height and wind loads.
See *MONTAGE INDUSTRIAL™* specifications for post sizing chart and setting dimensions.
- 2.) Third & Forth rail optional.
- 3.) Available in Flush Bottom.

RAKING DIRECTIONAL ARROW

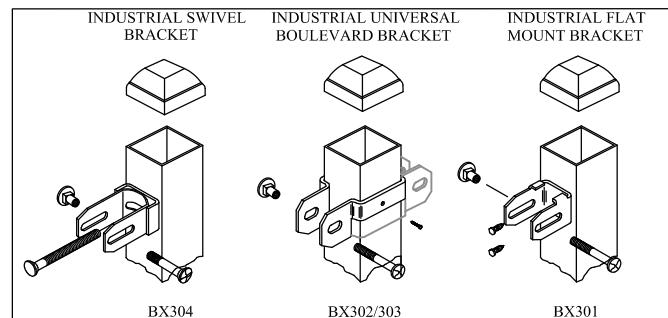
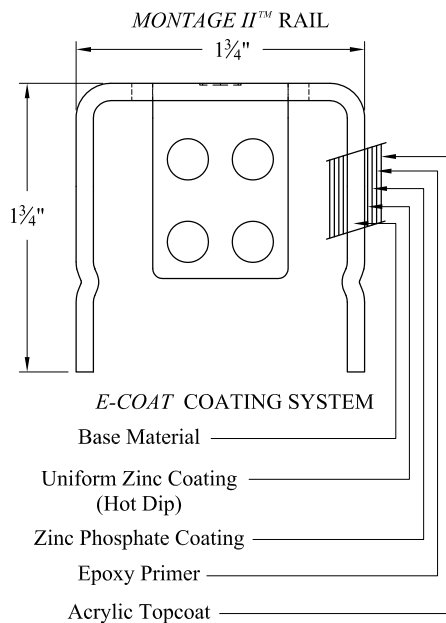
Welded panel can be raked
30" over 8' with arrow pointing down
grade.



PROFUSION™ WELDING PROCESS

No exposed welds,
Good Neighbor profile - Same
appearance on both sides

MONTAGE II™ RAIL
Specially formed high strength
architectural shape.



HEAVY INDUSTRIAL STRENGTH WELDED STEEL PANEL PRE-ASSEMBLED

Values shown are nominal and not to be used for
installation purposes. See product specification
for installation requirements.

2RGISO

Title:
MONTAGE INDUSTRIAL GENESIS 2/3/4-RAIL

DR: CI SH . 1 of 1 SCALE: DO NOT SCALE

CK: ME Date 6/28/10 REV: b



AMERISTAR®

1555 N. Mingo
Tulsa, OK 74116
1-888-333-3422
www.ameristarfence.com